



# PORTFOLIO

MARCH 2024



# COMPANY INTRODUCTORY VIDEOS

01

## THE COMPANY



<https://www.youtube.com/watch?v=OqUfcNO0iVA>

## THE FACTORY



[https://www.youtube.com/watch?v=GRPKgX\\_P\\_NQ](https://www.youtube.com/watch?v=GRPKgX_P_NQ)



# RRG MINING TEAM



*CEO*

LENARD ROZARIO



*CMO*

LUKAS LELONKIEVITZ



*Operation Manager*

JONATHAN WILIAMS



*Chief Operations Officer*

MARTIN KENDRIK

# RRG MINING

- RRG was established in UK in 2018 by a team of financial experts & technology engineers.
- The company aimed to build a sustainable & profitable ecosystem in the crypto mining industry.

## OUR WEBSITES



REDRIVERGATE.COM



RRGMINING.COM





# RRG MINING

## KEY AREAS





# RRG MINING

## ACHIEVEMENTS

2018



Top 10 Global IronFish Mining Nodes



Other achievements in mining  
BTC, ETH, LTC &



2023



# RRG MINING

## 2023-2025 FOCUS

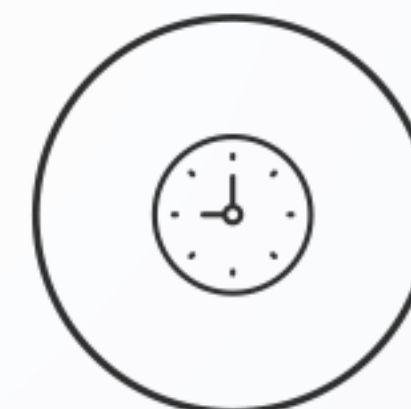
2023



Aleo Ecosystem Development



Offering hash-rate rental services



2025



# RRG MINING'S MISSION

RRG Mining aims to maintain a sustainable, and efficient business model to provide attractive and safe investments to our customers to ensure that profits are shared with customers in the most effective way, minimising initial investment costs while maximising profits.





# WORKING WITH PARTNERS



Over 100 different partners



More than 20 countries



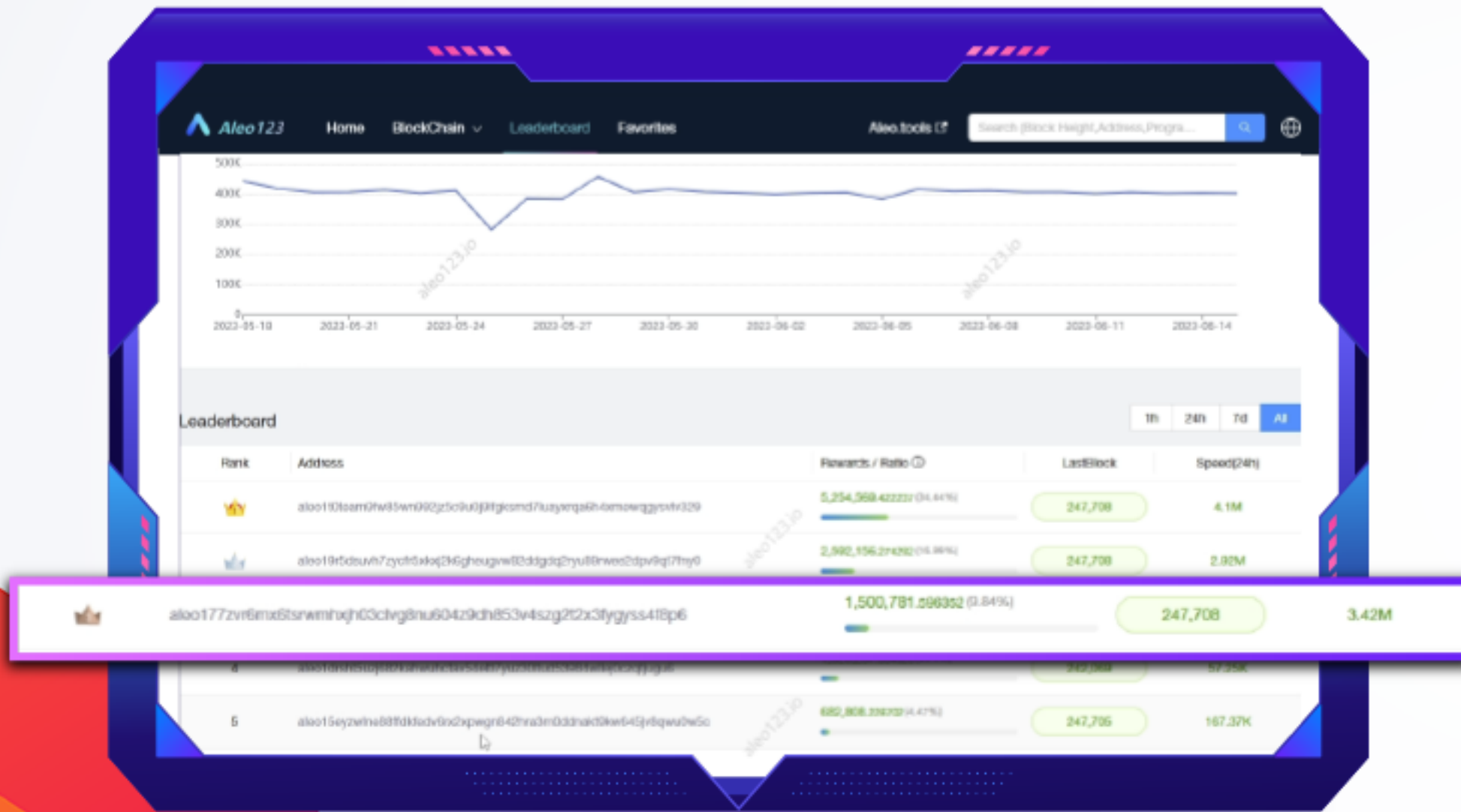
Network from Asia to Europe



# RRG MINING FACTORIES AND CAPABILITIES

09

## RANK TOP 3 BIGGEST ALEO MINING NODE GLOBAL



Ave. hashrate in 30 min. (P/s)

3.15M

Ave. hashrate in 24 hours (P/s)

2.96M

Accumulated shares

7,205,152

Accumulated solutions

193,558




All 891

Online 781

Offline 110

Search

Miner name	State	Ave. hashrate in 30 min.	Ave. hashrate in 24 hours	Accumulated shares	Last update time
RRG_Rlg_999	Online	0 P/s	2,814.22 P/s	2,342	2023-06-16 16:27
RRG_Rlg_997	Online	4,774.39 P/s	4,800.08 P/s	2,724	2023-06-16 16:29
RRG_Rlg_995	Online	4,576.7 P/s	4,224.64 P/s	3,390	2023-06-16 16:27
RRG_Rlg_994	Online	4,955.3 P/s	3,845.21 P/s	3,410	2023-06-16 16:29
RRG_Rlg_993	Online	3,229.86 P/s	641.74 P/s	85	2023-06-16 16:29

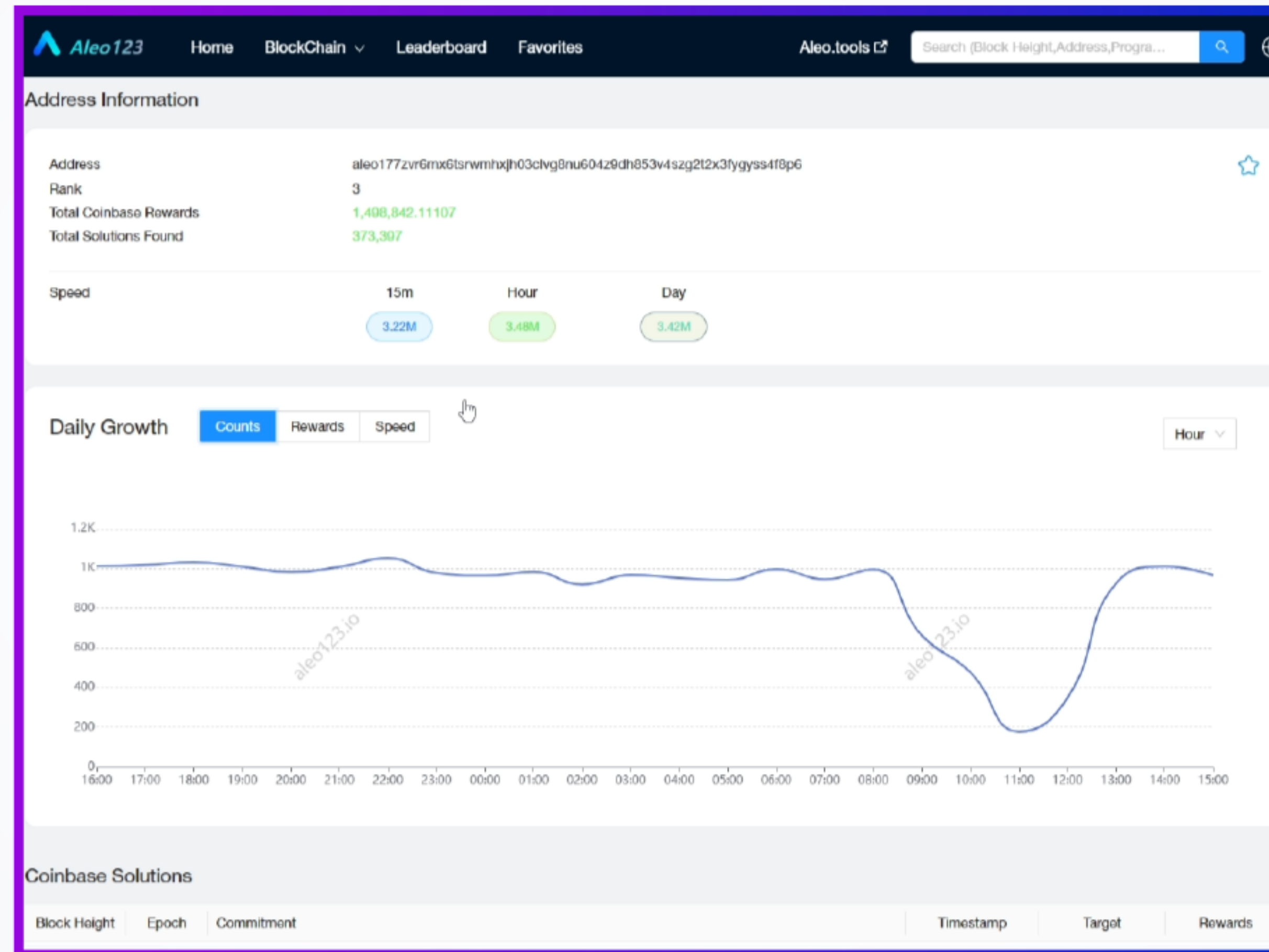
-  3 factories in Kazakhstan & India, 1000 – 2000 mining machines each
-  Capacity: > 35 million pps
-  Top 3 largest Aleo Mining Nodes Globally in June 2023





# RRG MINING FACTORIES AND CAPABILITIES

10



# RRG MINING FACTORIES AND CAPABILITIES

11



Technical expertise and innovative strategies have been continuously renewed over the years



Proficient team of engineers and staff, professionally trained and available round the clock



Deep understanding and ability to adapt to the complex dynamics of cryptocurrency mining



Optimising our mining operations, investing in state-of-the-art hardware, and continually enhancing our mining algorithms



# UPGRADING THE FACTORY IN KAZAKHSTAN

12





# UPGRADING THE FACTORY IN KAZAKHSTAN

13





# UPGRADING THE FACTORY IN KAZAKHSTAN

14





# UPGRADING THE FACTORY IN KAZAKHSTAN

15





# RRG CHOOSES ALEO

Aleo is a new layer 1 blockchain that enables private, secure, and performant web applications. It uses zk-SNARKs to achieve privacy and scalability, and has a unique application runtime environment that allows developers to build applications that are both private and efficient





# COMPANY OBJECTIVES



Construct, refine, and most effectively implement hash rate rental services for customers and the Aleo community.



Establish and operate new cryptocurrency mining factories in Southeast Asia, Central and South Asia, Oceania, and the Americas.



Develop a customer community in the company's key markets: Eastern Europe, Asia Pacific, Oceania, and South America.



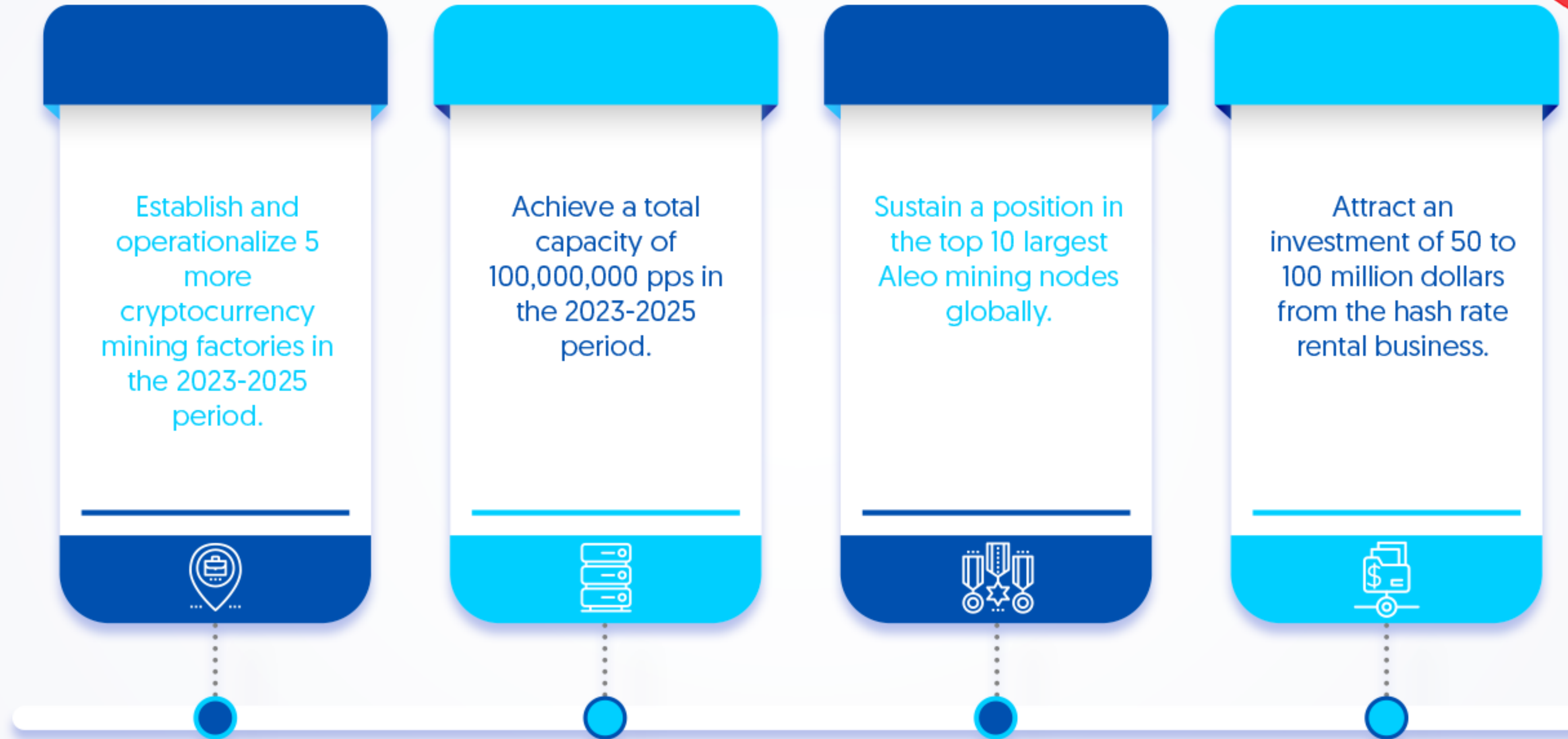
Collaborate with other stakeholders to build a sustainable Aleo ecosystem and community in the future.



Execute marketing campaigns for hash rate rental services in the above regions.



# COMPANY GOALS





# WHAT ARE HASHRATE RENTAL PACKAGES ?

19

Investment (USD)	Mainnet Hashrate (pps)	Testnet Hashrate (ppsT)	Mining Output	Payment
\$ 110	20	100	50%	1,100 days from Aleo Mainnet
\$ 220	40	200		
\$ 440	80	400		
\$ 1,100	200	1,000		
\$ 3,300	600	3,000		
\$ 11,000	2,000	10,000		
\$ 22,000	4,000	20,000		
\$ 55,000	10,000	50,000		



# RRG MINING PACKAGES INFORMATION

20

Investment	Testnet hashrate	Aleo testnet received per day	Mainnet hashrate	Aleo mainnet received per day	Total Aleo (mainnet) received	Total value (\$)
\$ 110	100	0.52	20	0.052	52.7	3,718
\$ 220	200	1.04	40	0.104	114.4	7,436
\$ 440	400	2.08	80	0.208	228.8	14,872
\$ 1,100	1,000	5.2	200	0.52	572	37,180
\$ 3,300	3,000	15.6	600	1.56	1,716	111,540
\$ 11,000	10,000	52	2,000	5.2	5,720	371,800
\$ 22,000	20,000	104	4,000	10.4	11,400	743,600
\$ 55,000	50,000	260	10,000	26	28,600	1,859,000

- The number of Aleo rewards is calculated based on the quantity of rewards and the total Aleo mining hash rate on Testnet 3.3.
- The value of Aleo is calculated based on statistics on xt.com as of March 20th, 2024. [1 Aleo = \$65]



# RRG MINING COMMISSIONS (DIRECT)

21

Condition	Commissions [USDT] [%]	Generations	Commissions [Aleo] %	Note
Have at least 1 F1 invest a minimum amount of \$ 100	8	F1	5	Referral receive 5% of the total Aleo amount F1 received & 3% of the total amount F2 received
Have at least 2 F1 invest a minimum amount of \$ 100	3	F2	3	
Have at least 3 F1 invest a minimum amount of \$ 100	2	F3		
	1	F4		
	1	F5		
	1	F6		
	0,5	F7		
	0,5	F8		
	0,5	F9		
	0,5	F10		



# RRG MINING COMMISSIONS (RANKS)

22

Upgrading condition (with branches)			Commissions (USDT) %	Rank	Commissions (Aleo) %
\$ 5,000		\$ 5,000	5	Starter	5
\$ 20,000		\$ 20,000	8	R1	8
\$ 40,000		\$ 40,000	12	R2	12
\$ 80,000		\$ 80,000	15	R3	15
R3		R3	18	R4	18
R4		R4	21	R5	21
R5	R5	R5	24	R6	24
R6	R6	R6	26	R7	26
R7	R7	R7	28	R8	28



# RRG MINING COMMISSIONS

23

- Reward Aleo = % Rank x Total Aleo accumulated in the Direct Struture [downline]
- Commisions USDT:
  - From Starter – R3: Gross revenue required to reach are counted with both Direct [downline] and Undirect [upline] structure
  - From R4 – R8: Accumulated to level up needs to be in the Direct [downline] structure
  - Commisions rate up to 400% investment package [max out = 400%]
  - Gross revenue is compounding indefinitely
- Affiliate system:  
Rank gross revenue = % High level Ranks commisions - % Low level Ranks commisions [in direct structure]





# ALEO MINING HASHRATE RENTAL COMPARING

24

ALEO MINING HASHRATE RENTAL COMPARE

Company name	Country	Cost per 1 PPST (usd)	PPST per \$1000	Payment period (days)	Volume (million PPST)	Cost/day per 1 million PPTS (usd)	Comparing to RRG Mining
RRG	UK	1.1	909,1	1100	1	1.00	Best
Bicx...	Korea	1.25	800	1000	0.8	1.25	25% more expensive
F.U	UK	1.6	625	1000	0.625	1.60	60% more expensive
M.P	Korea	1.9	526.3	900	0.474	2.11	111% more expensive
T.N	Singapore	2	500	900	0.45	2.22	122% more expensive
OKAL...	Korea	1.3	769.2	1000	0.77	1.30	30% more expensive
Coins...	Singapore	1.4	714.3	900	0.64	1.56	56% more expensive
Kil...	France	1.5	666.7	1000	0.66	1.50	50% more expensive
Rock...	Japan	1.45	689.7	800	0.55	1.81	81% more expensive
Lid...	Finland	1.1	909.1	800	0.73	1.37	37% more expensive





**THANK YOU**